



































































## Gemeindewahl Hambergen 2016

Person	Liste	St.	%-List	(%)	%-Ges	(%)
<b>Gesamtliste SPD</b>	<b>SPD</b>	<b>965</b>	<b>20,13</b>		<b>12,59</b>	
Brauns, Gerd	SPD	2.008	41,88		26,20	
Hillmann, Barbara	SPD	343	7,15		4,48	
Fischer, Wilfried	SPD	137	2,86		1,79	
Kolhosser, Klaus	SPD	83	1,73		1,08	
Fischer, Julian	SPD	228	4,75		2,98	
Schünemann, Frauke	SPD	195	4,07		2,54	
Stephan, Arne	SPD	73	1,52		0,95	
Taube, Anika	SPD	37	0,77		0,48	
Taube, Guido	SPD	10	0,21		0,13	
Butt, Heiner	SPD	168	3,50		2,19	
Hagenah, Verena	SPD	133	2,77		1,74	
Bamberg, Dennis	SPD	161	3,36		2,10	
Timm, Frank	SPD	31	0,65		0,40	
Tietjen, Rolf	SPD	223	4,65		2,91	
<b>Summe</b>		<b>4.795</b>				

<b>Gesamtliste CDU</b>	<b>CDU</b>	<b>527</b>	<b>30,20</b>		<b>6,88</b>	
Katz, Reiner	CDU	167	9,57		2,18	
Grotheer, Ralf	CDU	201	11,52		2,62	
von Rönn, Barbara	CDU	132	7,56		1,72	
Meyer, Tim	CDU	208	11,92		2,71	
Prigge, Heike	CDU	205	11,75		2,68	
Nolte, Thomas	CDU	39	2,23		0,51	
Peper, Anke	CDU	266	15,24		3,47	
<b>Summe</b>		<b>1.745</b>				

<b>Gesamtliste DIE LINKE.</b>	<b>DIE LINKE.</b>	<b>197</b>	<b>55,65</b>		<b>2,57</b>	
Bock, David	DIE LINKE.	97	27,40		1,27	
Heineke, Benedikt	DIE LINKE.	46	12,99		0,60	
Heineke, Kevin	DIE LINKE.	14	3,95		0,18	
<b>Summe</b>		<b>354</b>				

<b>Gesamtliste NPD</b>	<b>NPD</b>	<b>184</b>	<b>67,15</b>		<b>2,40</b>	
Murken, Norman Nordhard	NPD	90	32,85		1,17	
<b>Summe</b>		<b>274</b>				

<b>Gesamtliste UKA</b>	<b>UKA</b>	<b>174</b>	<b>35,15</b>		<b>2,27</b>	
Barz, Katja	UKA	246	49,70		3,21	
Höljes, Sonja	UKA	40	8,08		0,52	
Neubauer, Birgit	UKA	35	7,07		0,46	
<b>Summe</b>		<b>495</b>				